



49

RCA-49

DUAL-GRID POWER AMPLIFIER

Filament	Coated	
Voltage	2.0	d-c volts
Current	0.120	amp.
Maximum Overall Length		4-11/16"
Maximum Diameter		1-13/16"
Bulb		ST-14
Base		Medium 5-Pin

Pin 1-Filament+
Pin 2-Plate
Pin 3-Grid #1

Pin 4-Grid #2
Pin 5-Filament-

BOTTOM VIEW

CLASS B POWER AMPLIFIER

Grids #1 & #2 connected together at socket

Plate Voltage		180 max.	volts
Peak Plate Current		50 max.	ma.
Typical Operation (2 tubes):			
Filament	2.0	2.0	volts
Plate	135	180	volts
Grid (#1 & #2 tied together)	0	0	volts
Zero-Sig. Plate Cur. (per tube)	1.3	2	ma.
Load Resistance (per tube)	2000	3000	ohms
Effective Load Resistance			
(plate to plate)	8000	12000	ohms
Power Output (2 tubes)	2.3	3.5	approx.watts

CLASS A AMPLIFIER

Grid #2 connected to plate at socket

Operating Conditions and Characteristics:			
Filament	2.0		volts
Plate	135 max.		volts
Grid (#1 only)	-20		volts
Amp. Fact.	4.7		
Plate Res.	4175		ohms
Mut. Cond.	1125		μmhos
Plate Cur.	6.0		ma.
Load Res.	11000 *		ohms
Power Output	0.170		approx.watts

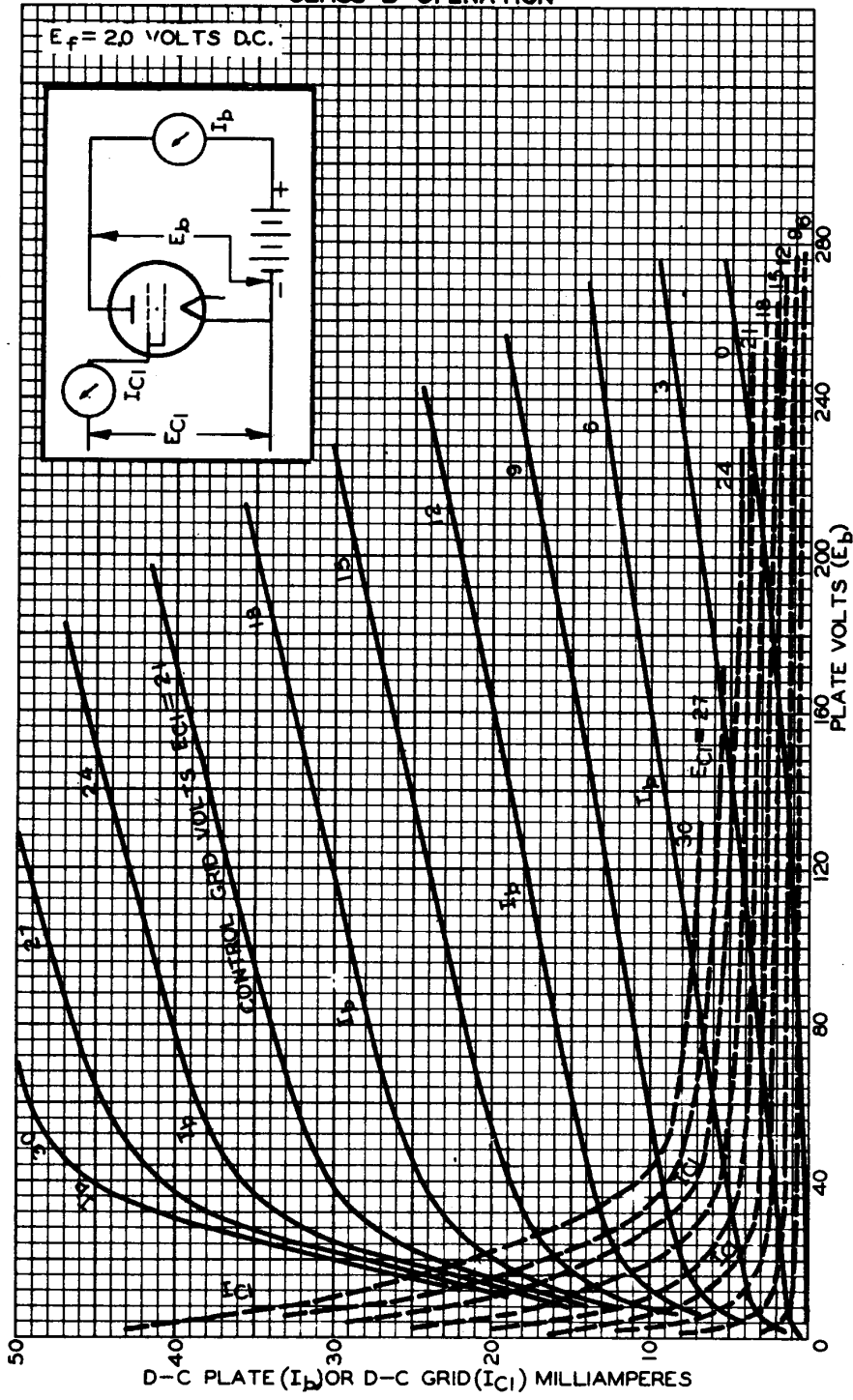
* Approximately twice this value is recommended for load of this tube when used as driver for Class B stage.

49



RCA-49

AVERAGE PLATE CHARACTERISTICS CLASS B OPERATION



OCT. 31, 1935

RCA RADIOTRON DIVISION
RCA MANUFACTURING COMPANY, INC.

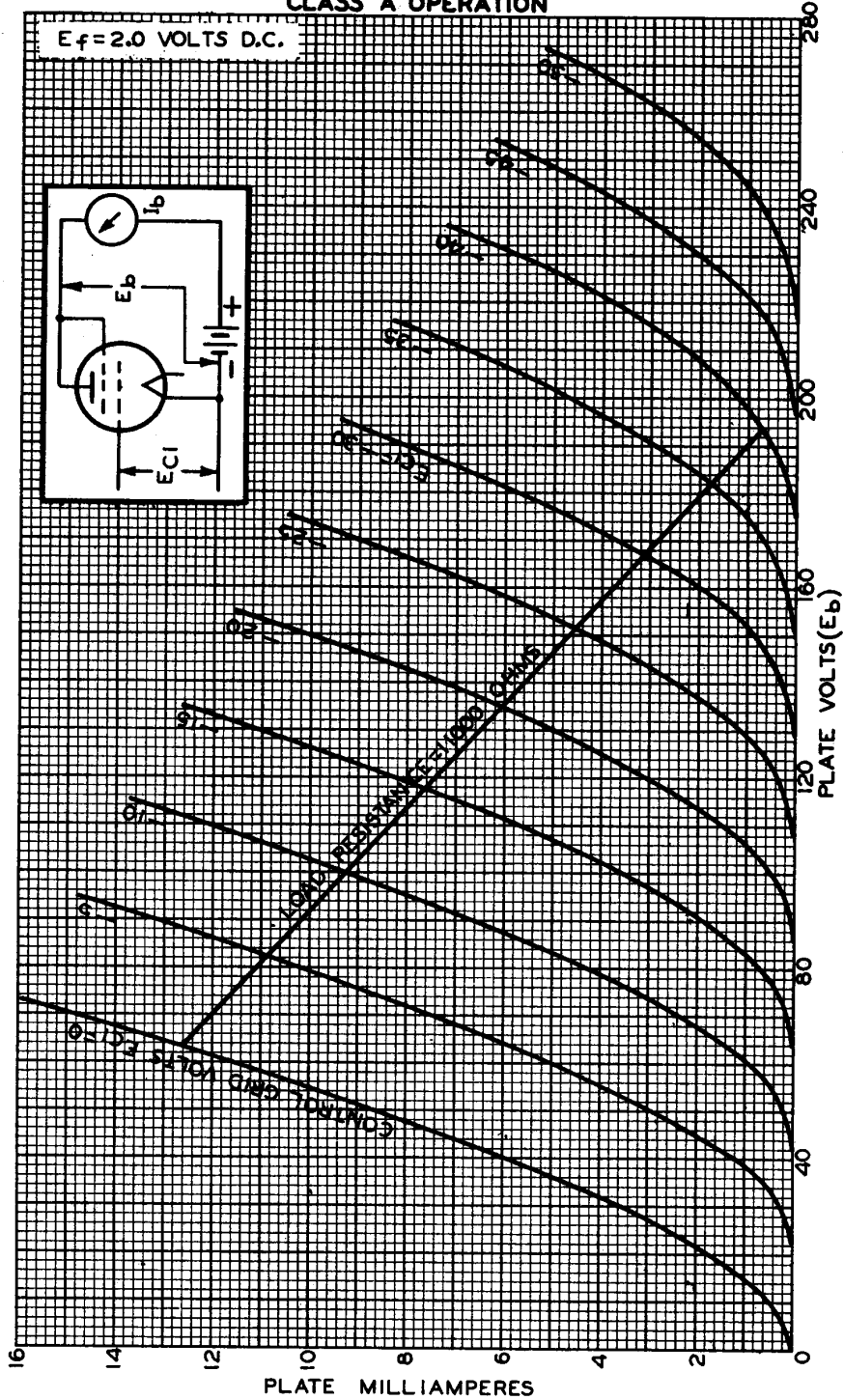
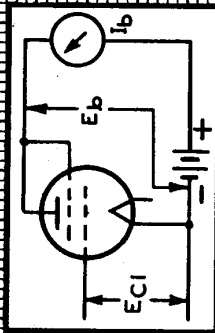
92S-5283RI



RCA-49

AVERAGE PLATE CHARACTERISTICS
CLASS A OPERATION

$E_f = 2.0$ VOLTS D.C.



OCT. 31, 1935

RCA RADIOTRON DIVISION
RCA MANUFACTURING COMPANY, INC.

92S-5282R1