



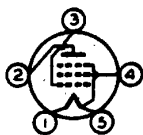
1609

1609

AMPLIFIER PENTODE

For applications critical as to microphonics

Filament	Coated	
Voltage	1.1	d-c volts
Current	0.25	amp.
Direct Interelectrode Capacitances: ^o		
Grid to Plate	1.0	μf
Input	7	μf
Output	7	μf
Maximum Overall Length		4-3/16"
Maximum Seated Height		3-9/16"
Maximum Diameter		1-9/16"
Bulb		ST-12
Base		Small 5-Pin
Pin 1 - Filament +		Pin 4 - Screen
Pin 2 - Plate		Pin 5 - Filament -
Pin 3 - Grid		
Mounting Position	BOTTOM VIEW	Any



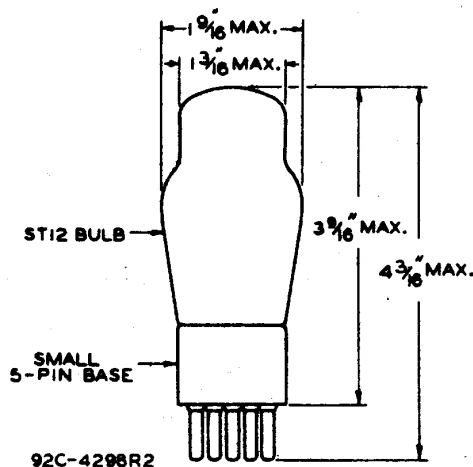
Maximum Ratings Are Absolute Values

A-F AMPLIFIER

Plate Voltage	135 max.	volts
Screen Voltage	67.5 max.	volts
<i>Typical Operation and Characteristics - Class A₁ Amplifier:</i>		
Plate	135	volts
Screen	67.5	volts
Grid *	-1.5	volts
Plate Res.	0.4 approx.	megohm
Transcond.	725	μmhos
Plate Cur.	2.5	ma.
Screen Cur.	0.65	ma.

^o Without shield.

* The d-c resistance in the grid circuit of the 1609 should not exceed 0.5 megohm for fixed-bias conditions.



← Indicates a change.

Jan. 1, 1943

RCA VICTOR DIVISION
RADIO CORPORATION OF AMERICA, HARRISON, NEW JERSEY

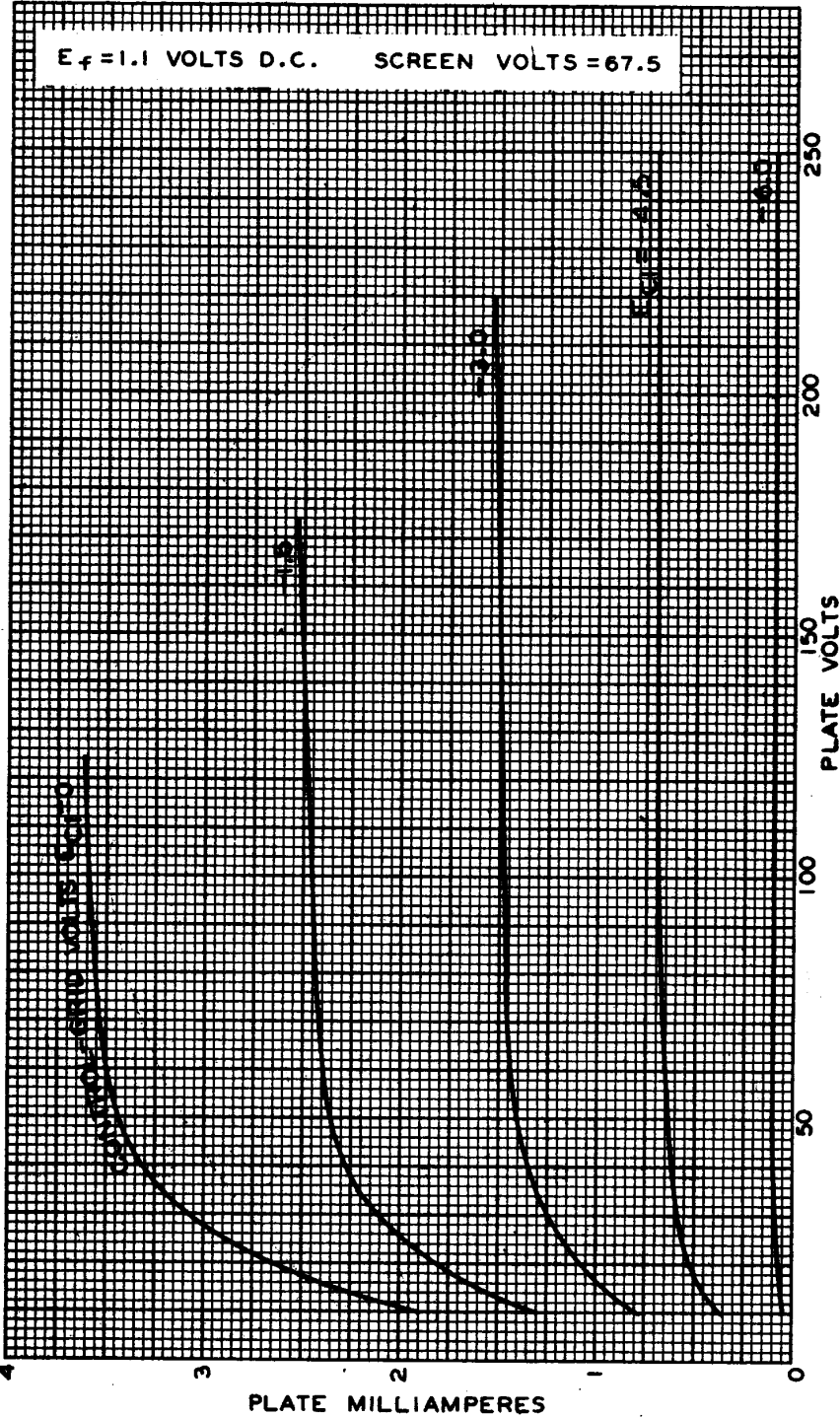
DATA

1609



1609

AVERAGE PLATE CHARACTERISTICS



JAN. 26, 1937

RCA VICTOR DIVISION
RADIO CORPORATION OF AMERICA, HARRISON, NEW JERSEY

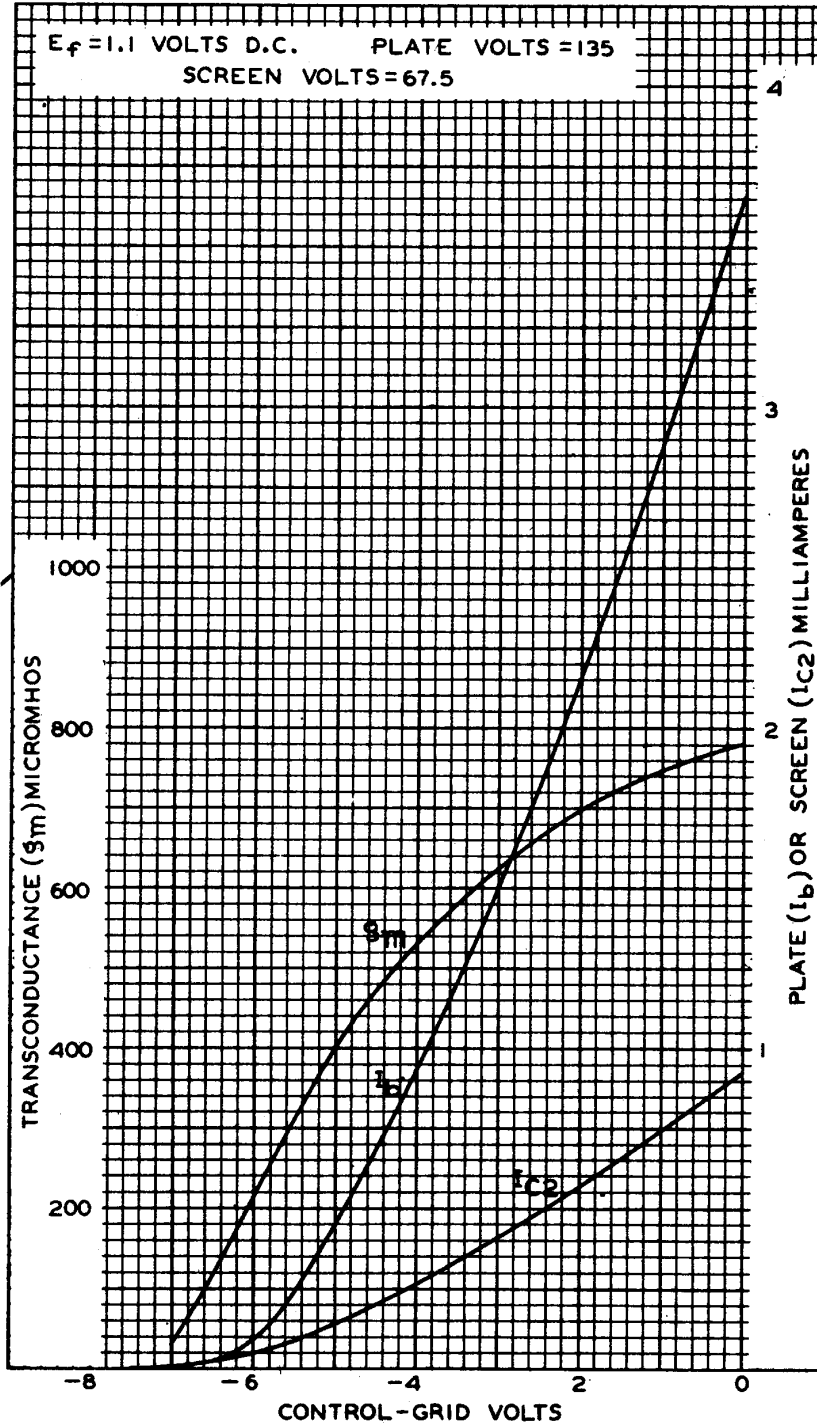
92C-4721



1609

1609

AVERAGE CHARACTERISTICS



JAN. 12, 1942

RCA VICTOR DIVISION
RADIO CORPORATION OF AMERICA, HARRISON, NEW JERSEY

92C-6355