

TRIPLE DIODE

FOR TV DC-RESTORER APPLICATIONS

DESCRIPTION AND RATING

The 6BJ7 is a miniature, triple diode primarily intended for use as a d-c restorer in each of the three signal channels of color television receivers. For flexibility in circuit design, each diode incorporates a separate cathode. The electrical characteristics of each section of the 6BJ7 are similar to those of each section of the 6AL5.

GENERAL

ELECTRICAL

Cathode—Coated Unipotential	
Heater Voltage, AC or DC	6.3 Volts
Heater Current	0.45 Amperes
Direct Interelectrode Capacitances*	
Plate-Number 1 to Cathode-Number 1, Heater, and Internal Shield	3.0 $\mu\mu\text{f}$
Plate-Number 2 to Cathode-Number 2, Heater, and Internal Shield	2.6 $\mu\mu\text{f}$
Plate-Number 3 to Cathode-Number 3, Heater, and Internal Shield	2.6 $\mu\mu\text{f}$
Cathode-Number 1 to Plate-Number 1, Heater and Internal Shield	4.0 $\mu\mu\text{f}$
Cathode-Number 2 to Plate-Number 2, Heater, and Internal Shield	3.8 $\mu\mu\text{f}$
Cathode-Number 3 to Plate-Number 3, Heater, and Internal Shield	4.0 $\mu\mu\text{f}$
Plate-Number 1 to Plate-Number 2	0.055 $\mu\mu\text{f}$
Plate-Number 2 to Plate-Number 3	0.036 $\mu\mu\text{f}$
Plate-Number 3 to Plate-Number 1	0.036 $\mu\mu\text{f}$

MECHANICAL

Mounting Position—Any
Envelope—T-6½, Glass
Base—E9-1, Small Button 9-Pin

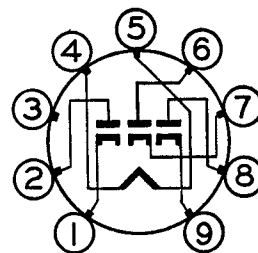
MAXIMUM RATINGS

TV DC-RESTORER SERVICE

DESIGN-CENTER VALUES

Peak Inverse Plate Voltage	330 Volts
Peak Plate Current per Plate	10 Milliamperes
DC Output Current per Plate	1.0 Milliamperes
Heater-Cathode Voltage	
Heater Positive with Respect to Cathode	100 Volts
Heater Negative with Respect to Cathode	330 Volts

BASING DIAGRAM

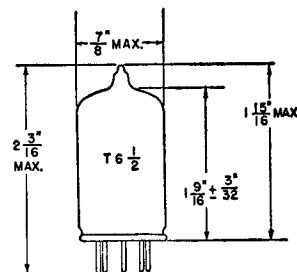


RETMA 9AX

TERMINAL CONNECTIONS

- Pin 1—Cathode (Section 3)
- Pin 2—Plate (Section 3)
- Pin 3—Internal Shield
- Pin 4—Heater
- Pin 5—Heater
- Pin 6—Plate (Section 2)
- Pin 7—Cathode (Section 2)
- Pin 8—Plate (Section 1)
- Pin 9—Cathode (Section 1)

PHYSICAL DIMENSIONS



RETMA 6-2

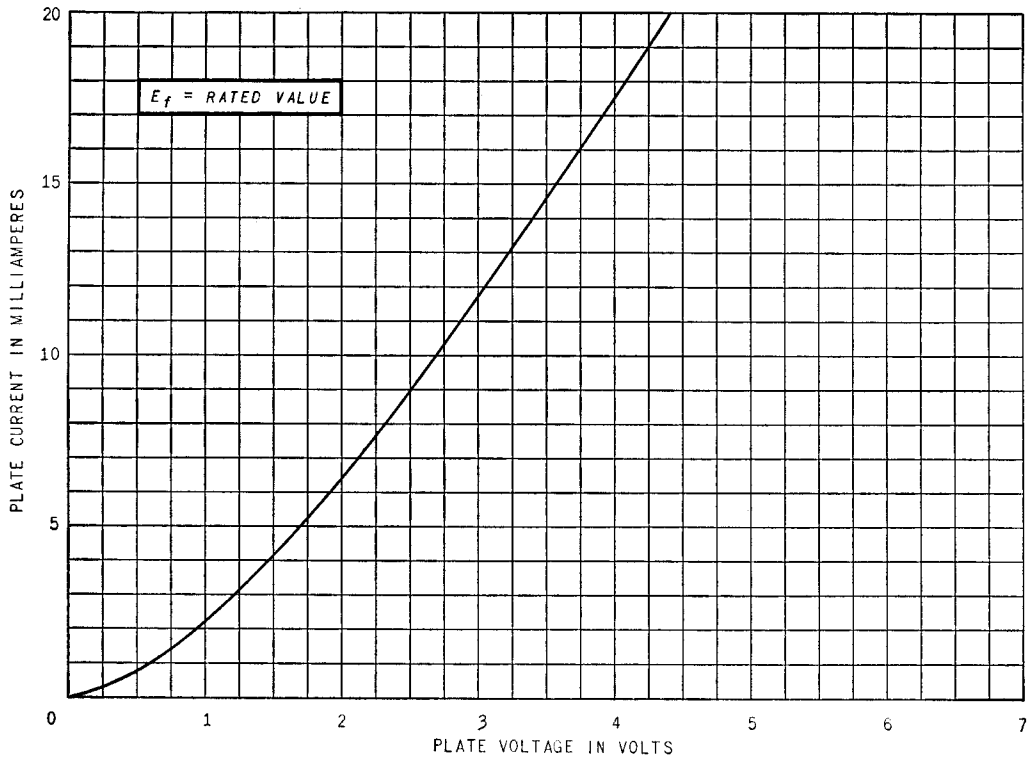
AVERAGE CHARACTERISTICS

Tube Voltage Drop, Each Section

$I_b = 10$ Milliamperes DC..... **2.7** Volts

* Without external shield.

AVERAGE PLATE CHARACTERISTICS



ELECTRONIC COMPONENTS DIVISION
GENERAL  **ELECTRIC**
Schenectady 5, N. Y.