

**AN/VRC-12 Series
Radio Sets**

NSN: 5820-00-223-7412

Reference: TM 11-5820-401-10-1
TM 11-5820-401-10-2

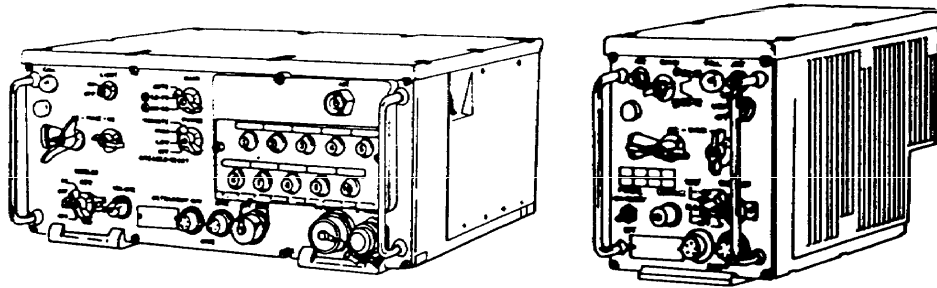
General Information

The radio sets in the AN/VRC-12 series are short-range, vehicular, aircraft, and fixed-station mounted units. They provide FM radiotelephone communication and can be used with speech security or digital data equipment TSEC/KY-8, or TSEC/KY-57 by connection through the X-mode facility of the radio sets. Transceivers RT-246 and RT-524 and Receiver R-442 make up the major components of the AN/VRC-12 series radio configuration. The RT-246 has 10 automatic presets and remote select/power capability. The RT-524 is equipped with a built-in loudspeaker.

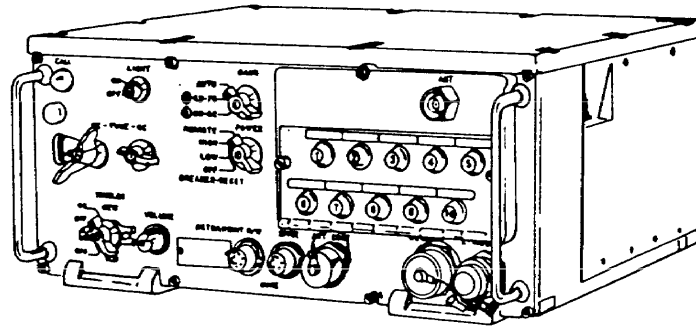
Technical Characteristics

| | |
|-----------------|---|
| Frequency Range | 30.00 to 52.95 (A-Band); 53.00 to 75.95 (B-Band) |
| Planning Range | .8 to 41 km (5 to 25.5 mi) |
| Power Input | Low power: 0.5 to 8 W, 25 V DC operating power; 0.5 to 10 W, 30 V DC operating power; High power: 35 W minimum, 25 V DC operating power |
| Power Output | Low, 8W; high, 35 W |
| Power Source | Vehicular power or Power Supply PP-2953 and Power Supply PP-665 |
| NRI Operation | Using AN/GSA-7, AN/GRA-39, or C-6709/G Antenna -- AT-912 or AS-1729, 3.05 m (10 ft) vehicular whip; OE-254/GRC or fixed RC-292 for installation; and AB-15 or AB-558, 3.35 m (11 ft) whip is used with R-442/VRC |
| Tuning | Detent |
| Squelch | 150 Hz tone and noise |
| Type of Service | 30K0F3E |
| Weight | 25.5 kg (56 lb), RT-246; 23 kg (51 lb), RT-524; 8.2 kg (18 lb), R-442 |

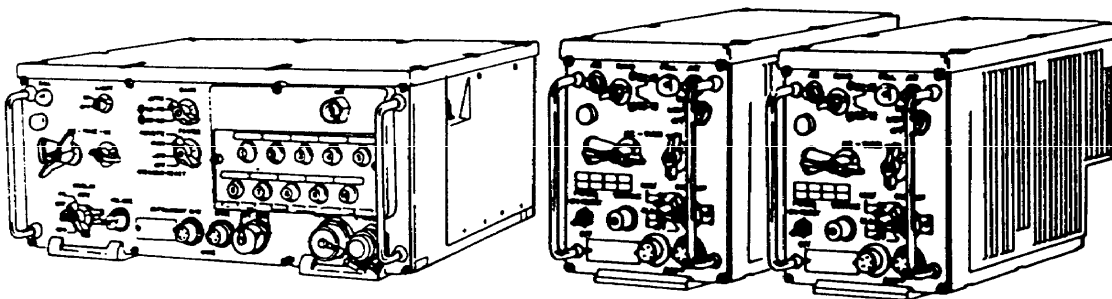
AN/VRC-12 Series Radio Sets



AN/VRC-12

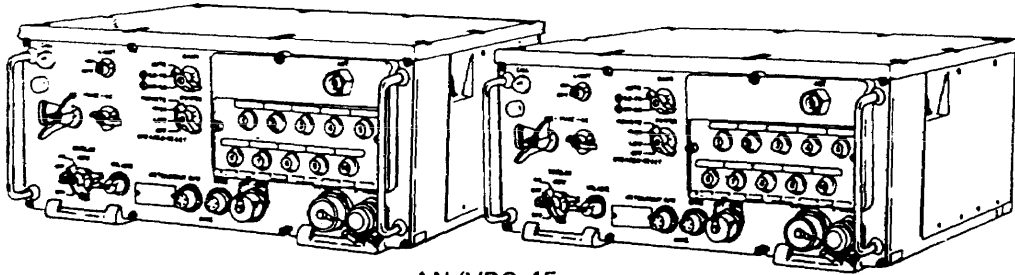


AN/VRC-43

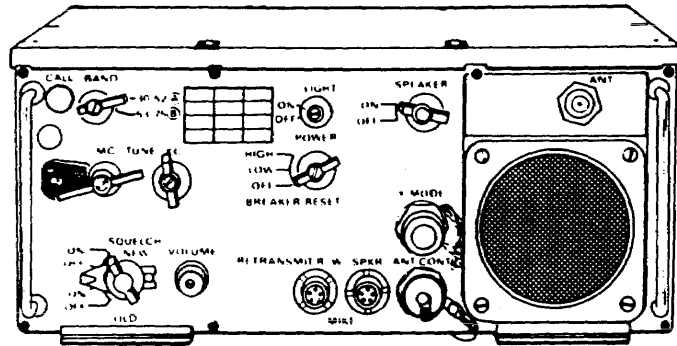


AN/VRC-44

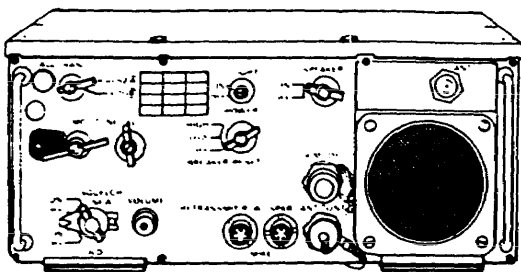
AN/VRC-12 Series Radio Sets (Cont.)



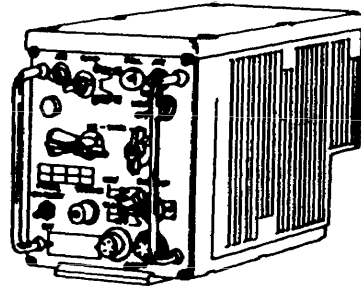
AN/VRC-45




AN/VRC-46



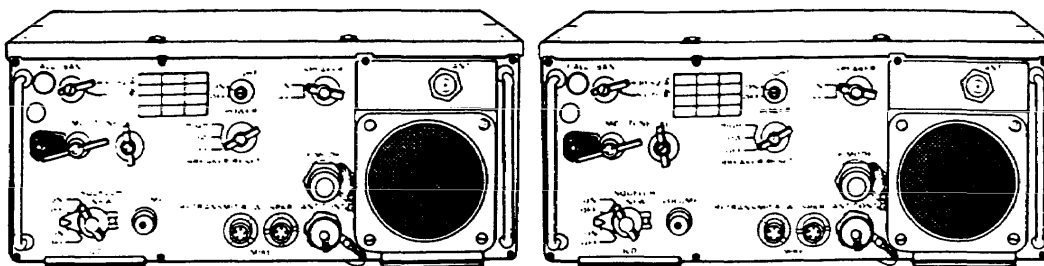
AN/VRC-47



AN/VRC-12 Series Radio Sets (Cont.)



AN/VRC-48



AN/VRC-49

| EQUIPMENT CONFIGURATIONS | | | | | | |
|--------------------------|--------|-------|--------|--------|-------------------------|---|
| NOMEN | RT-246 | R-442 | RT-524 | C-2299 | AT-912 OR AS-1729 | AB-15 OR AB-558 WITH ANTENNA ELEMENTS |
| AN/VRC-12 | 1 | 1 | 0 | 0 | 1 | 1 |
| AN/VRC-43 | 1 | 0 | 0 | 0 | 1 | 1 |
| AN/VRC-44 | 1 | 2 | 0 | 0 | 1 | 2 |
| AN/VRC-45* | 2 | 0 | 0 | 1 | 2 | 0 |
| AN/VRC-46 | 0 | 0 | 1 | 0 | 1 | 0 |
| AN/VRC-47 | 0 | 1 | 1 | 0 | 1 | 1 |
| AN/VRC-48 | 0 | 2 | 1 | 0 | 1 | 2 |
| AN/VRC-49* | 0 | 0 | 2 | 1 | 2 | 0 |

*When Radio Sets AN/VRC-45 and AN/VRC-49 are equipped with VINSON installation kits, the C-2299 is replaced by the C-10374/VRC.